

PACLogic™ Patient Portal

Kim Knoche
Systems Trainer, CareVention HealthCare EHR/Integrated
Technology Solutions

08/17/2022

Agenda

Patient View

My Health

My Messages

My Appointments

My Profile

My Account

Admin View

Dashboard

Settings

Portal Accounts

Documents and Forms

Practice Users

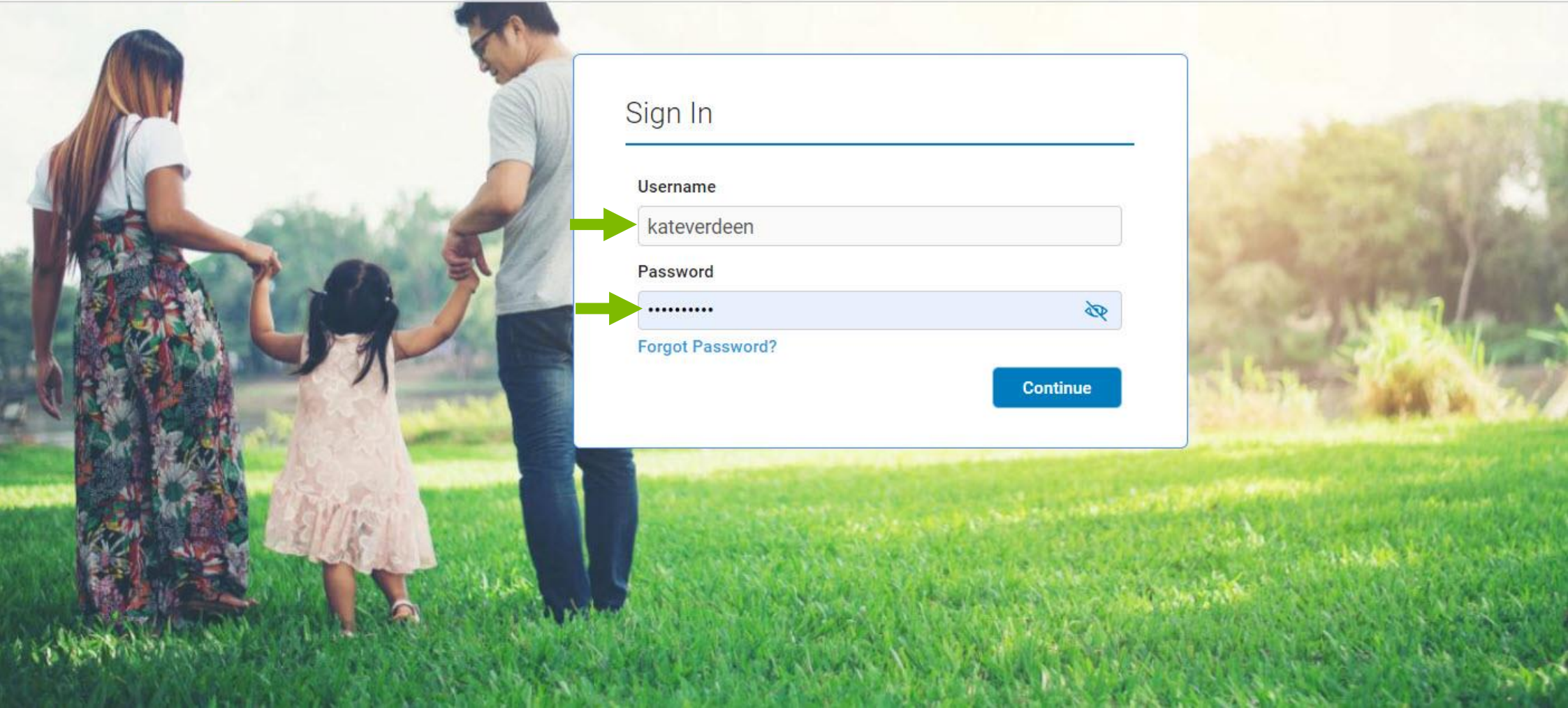
Patient Portal



Sign In

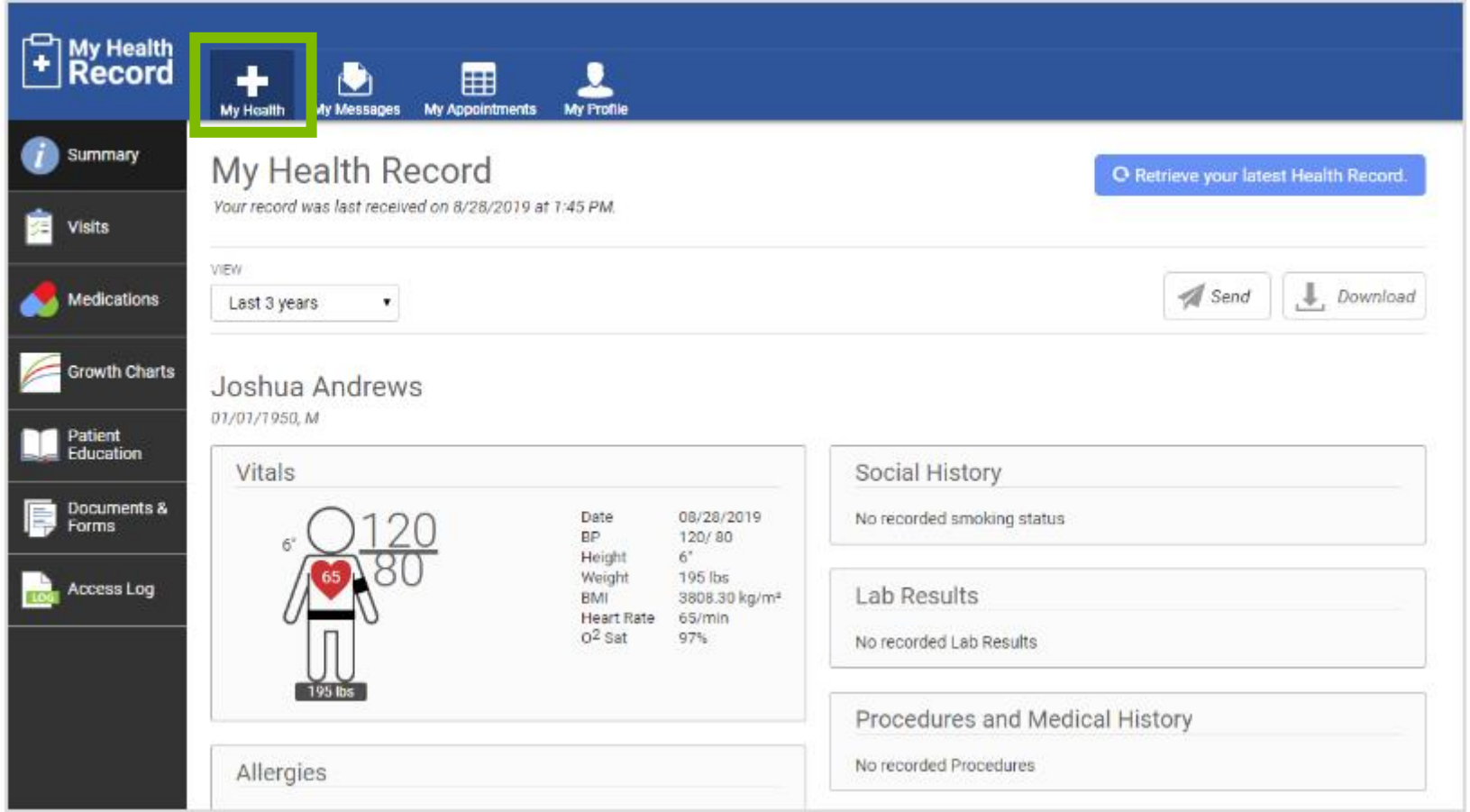


Sign in Help



My Health

- Summary
- Medications
- Patient Education
- Documents & Forms
- Access Log



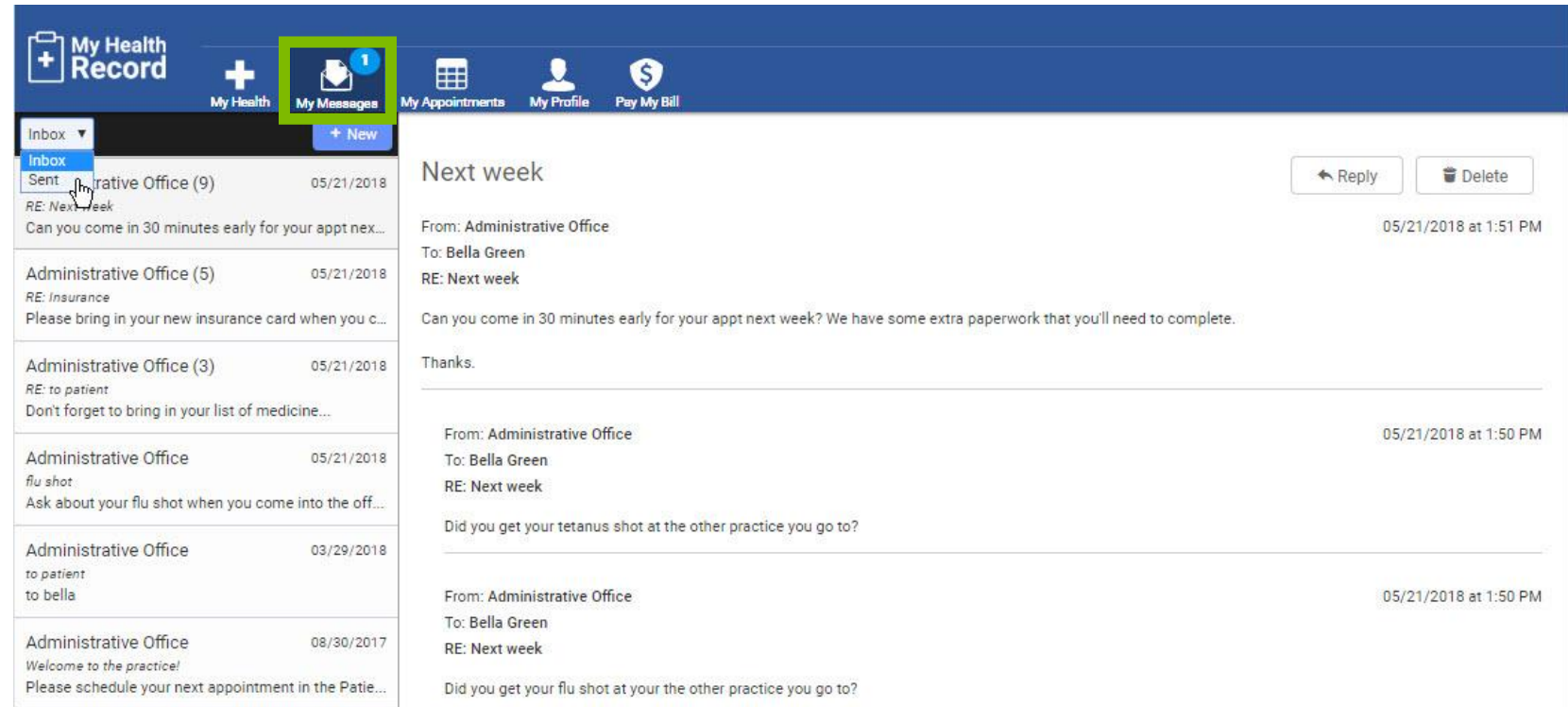
The screenshot shows the 'My Health Record' patient portal interface. The top navigation bar includes 'My Health Record', 'My Health' (highlighted with a green box), 'My Messages', 'My Appointments', and 'My Profile'. The main content area displays the patient's name 'Joshua Andrews' and birth date '01/01/1950, M'. A 'Vitals' section shows a patient icon with '6\"

Vitals	
Date	08/28/2019
BP	120/ 80
Height	6'
Weight	195 lbs
BMI	3808.30 kg/m ²
Heart Rate	65/min
O ² Sat	97%

Other sections include 'Social History' (No recorded smoking status), 'Lab Results' (No recorded Lab Results), 'Procedures and Medical History' (No recorded Procedures), and 'Allergies'.

My Messages

- Notifications
- Inbox
- Sent
- View
- Reply
- Delete
- New



The screenshot displays the 'My Messages' section of a patient portal. The navigation bar at the top includes 'My Health Record', 'My Health', 'My Messages' (highlighted with a green box and a notification badge), 'My Appointments', 'My Profile', and 'Pay My Bill'. Below the navigation bar, there is a list of messages in the inbox. The top message is selected, and its content is displayed on the right side of the screen. The message content is as follows:

Next week

From: Administrative Office
To: Bella Green
RE: Next week

Can you come in 30 minutes early for your appt next week? We have some extra paperwork that you'll need to complete.

Thanks.

From: Administrative Office
To: Bella Green
RE: Next week

Did you get your tetanus shot at the other practice you go to?

From: Administrative Office
To: Bella Green
RE: Next week

Did you get your flu shot at your the other practice you go to?

My Appointments

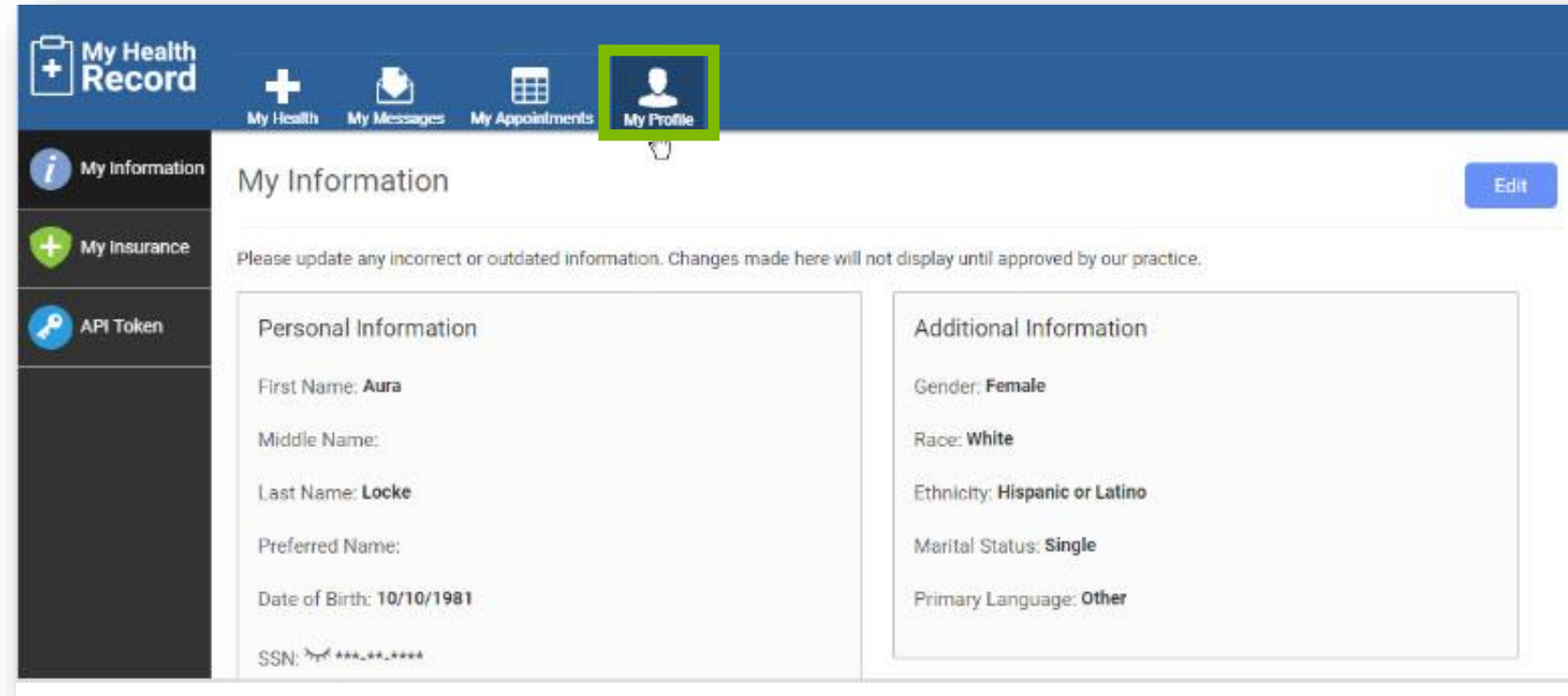
- Notifications
- Inbox
- Sent
- View
- Reply
- Delete
- New

The screenshot shows the 'My Health Record' interface. The top navigation bar includes 'My Health Record', 'My Health', 'My Messages', 'My Appointments' (highlighted with a green box), and 'My Profile'. The main content area displays 'My Health Record' for 'Joshua Andrews' (DOB: 01/01/1950, M). A 'Retrieve your latest Health Record' button is visible. Below the patient name, there are sections for 'Vitals', 'Social History', 'Lab Results', and 'Procedures and Medical History'. The 'Vitals' section shows a patient icon with a heart rate of 65, a blood pressure of 120/80, and a weight of 195 lbs. A table of vitals data is provided below the icon.

Vitals	
Date	08/28/2019
BP	120/ 80
Height	6'
Weight	195 lbs
BMI	3808.30 kg/m ²
Heart Rate	65/min
O ² Sat	97%

My Profile

- My Information
 - Personal Information
 - Additional Information



My Health Record

My Health | My Messages | My Appointments | **My Profile**

My Information

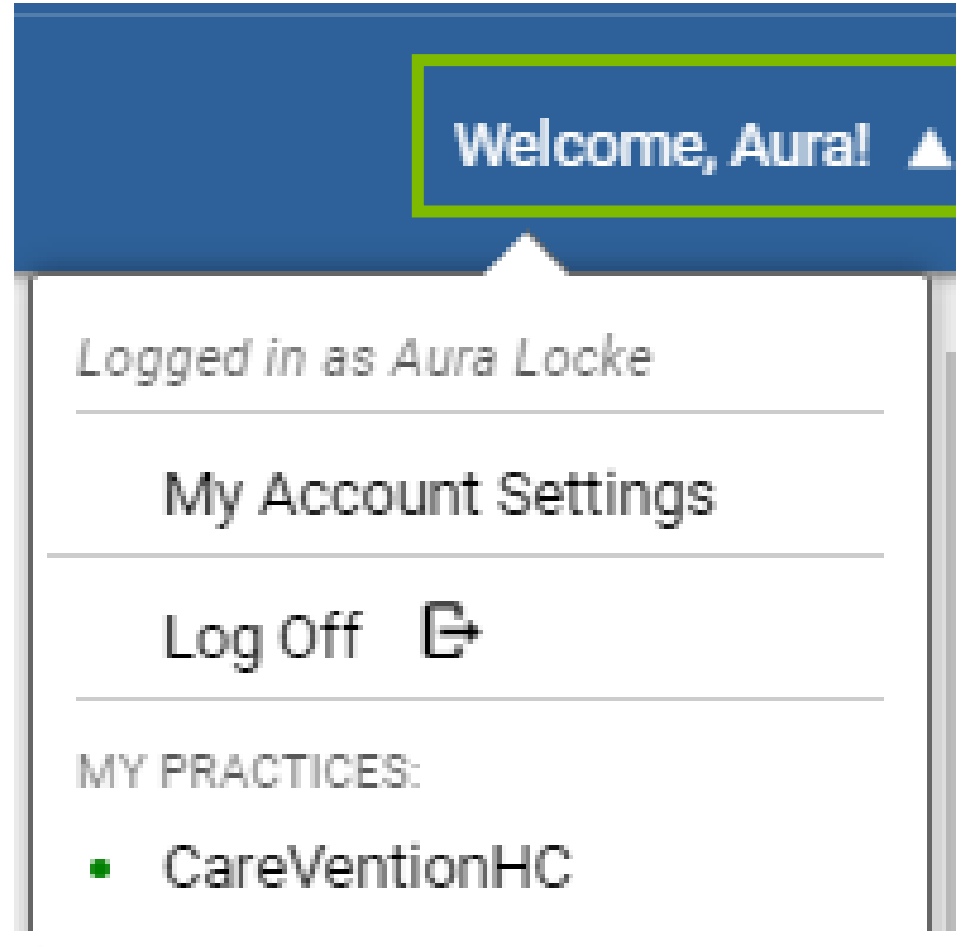
[Edit](#)

Please update any incorrect or outdated information. Changes made here will not display until approved by our practice.

Personal Information	Additional Information
First Name: Aura	Gender: Female
Middle Name:	Race: White
Last Name: Locke	Ethnicity: Hispanic or Latino
Preferred Name:	Marital Status: Single
Date of Birth: 10/10/1981	Primary Language: Other
SSN: ***-**-****	

My Account

- Account Settings
- Log Off
- My Practices



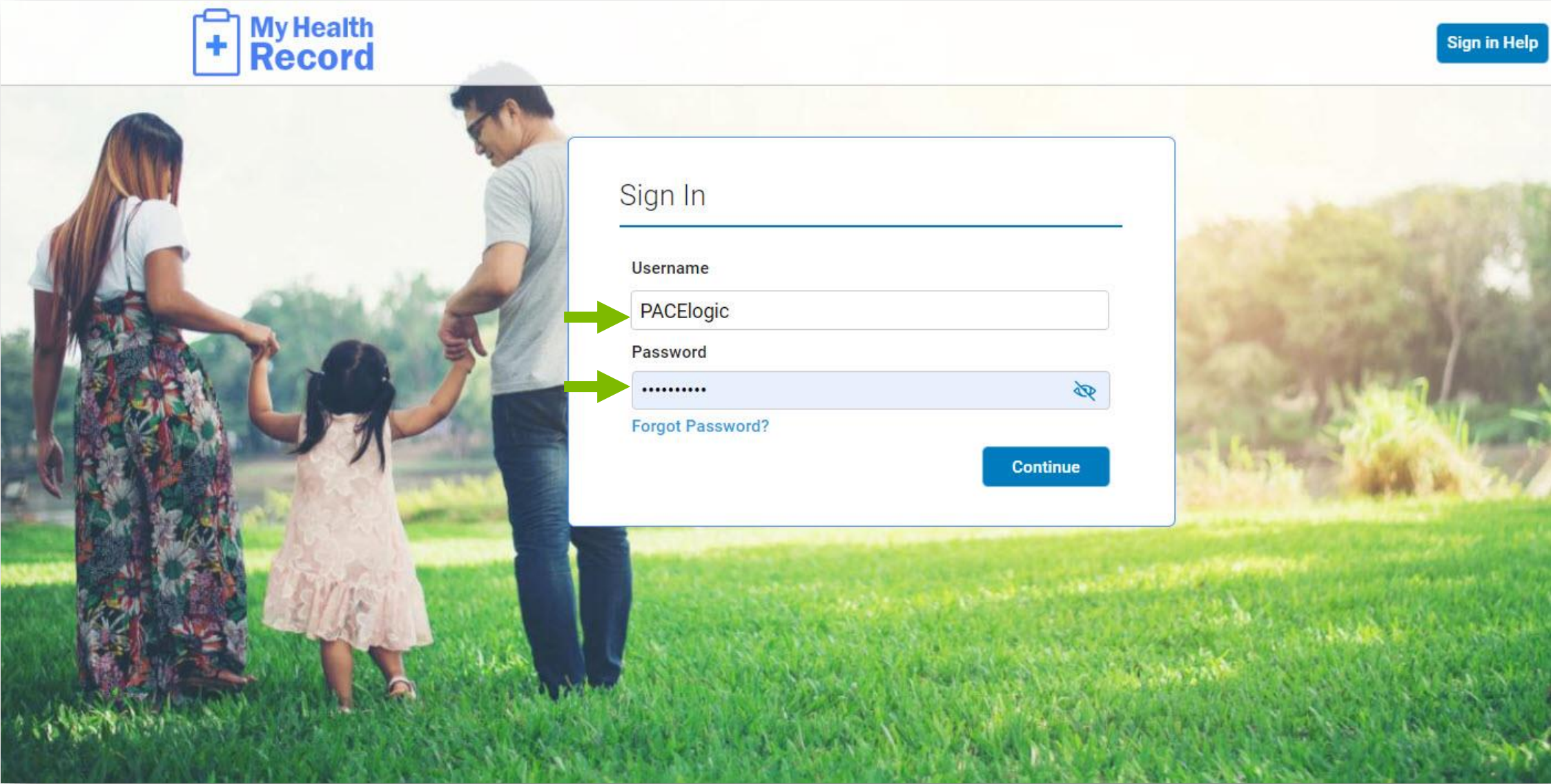
The screenshot shows a user interface for a 'My Account' dropdown menu. At the top, a blue bar contains the text 'Welcome, Aural' followed by a small white triangle icon. Below this bar, the menu is white with a light gray border. The first item is 'Logged in as Aura Locke' in a gray font, followed by a horizontal separator line. The next item is 'My Account Settings' in a larger black font, also followed by a horizontal separator line. Below that is 'Log Off' in black font, accompanied by a gray icon of a door with an arrow pointing out. Another horizontal separator line follows. The section is titled 'MY PRACTICES:' in gray font. Underneath, there is a single entry 'CareVentionHC' preceded by a small green square bullet point.



Administrative Dashboard



Sign In



The image shows a sign-in interface for 'My Health Record' overlaid on a background photograph of a family walking in a field. The interface includes a header with the 'My Health Record' logo and a 'Sign in Help' button. The main sign-in form contains a title 'Sign In', a 'Username' field with the value 'PACElogic', a 'Password' field with masked characters and a visibility toggle, a 'Forgot Password?' link, and a 'Continue' button. Green arrows point to the username and password fields.

My Health Record

Sign in Help

Sign In

Username

PACElogic

Password

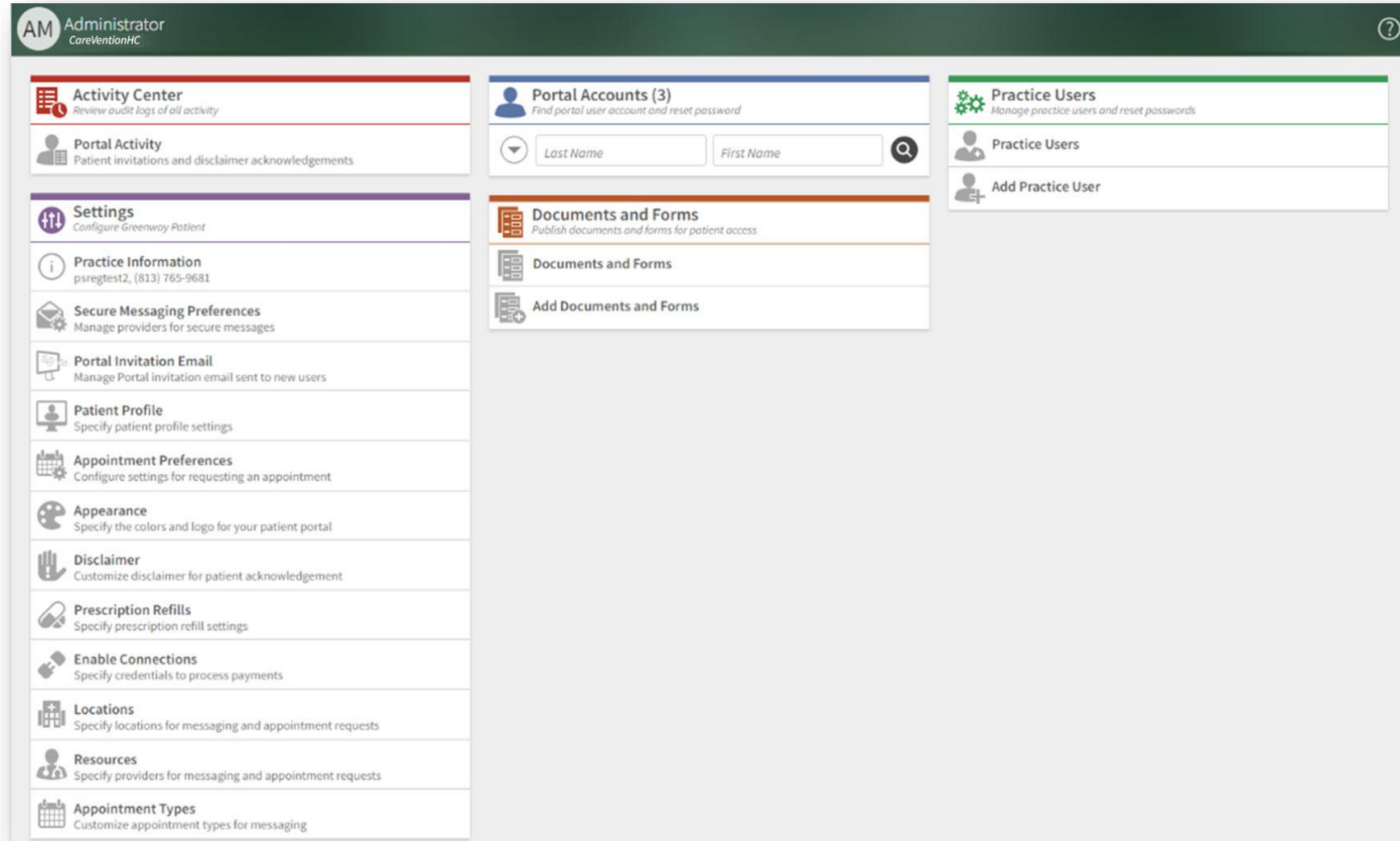
.....

[Forgot Password?](#)

Continue

Admin Dashboard

- Activity Center
- Portal Accounts
- Practice Users
- Settings
- Documents and Forms
- My Account

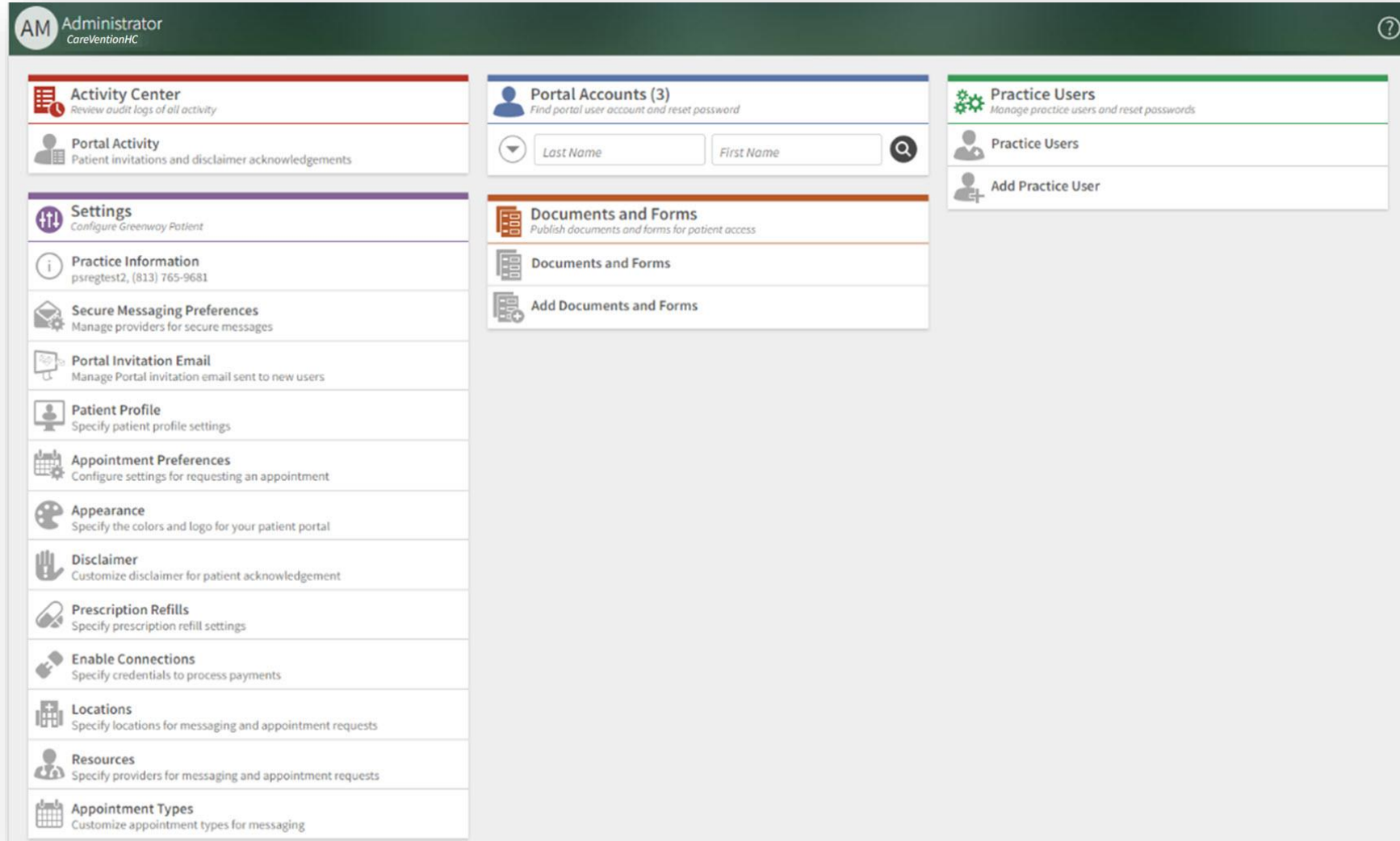


The screenshot displays the Admin Dashboard for an Administrator (AM) at CareVentionHC. The dashboard is organized into several sections:

- Activity Center:** Review audit logs of all activity. Includes a sub-section for Portal Activity (Patient invitations and disclaimer acknowledgements).
- Portal Accounts (3):** Find portal user account and reset password. Includes search fields for Last Name and First Name.
- Practice Users:** Manage practice users and reset passwords. Includes a sub-section for Practice Users and an Add Practice User button.
- Settings:** Configure Greenway Patient. Includes sub-sections for Practice Information (psregtest2, (813) 765-9681), Secure Messaging Preferences, Portal Invitation Email, Patient Profile, Appointment Preferences, Appearance, Disclaimer, Prescription Refills, Enable Connections, Locations, Resources, and Appointment Types.
- Documents and Forms:** Publish documents and forms for patient access. Includes a sub-section for Documents and Forms and an Add Documents and Forms button.

Staff Access vs. Admin Access

Widget/Report	Admin	Staff
Activity Center	X	X
Portal Activity	X	X
Portal Accounts	X	X
Portal Settings	X	
Practice Users	X	
Portal Documents and Forms	X	



The screenshot shows the Administrator interface for CareVentionHC. The user is logged in as 'AM Administrator'. The interface is divided into several sections:

- Activity Center:** Review audit logs of all activity. Includes a sub-section for Portal Activity (Patient invitations and disclaimer acknowledgements).
- Portal Accounts (3):** Find portal user account and reset password. Includes search fields for Last Name and First Name.
- Practice Users:** Manage practice users and reset passwords. Includes a sub-section for Practice Users and an Add Practice User button.
- Settings:** Configure Greenway Patient. Includes sub-sections for Practice Information (psregtest2, (813) 765-9681), Secure Messaging Preferences, Portal Invitation Email, Patient Profile, Appointment Preferences, Appearance, Disclaimer, Prescription Refills, Enable Connections, Locations, Resources, and Appointment Types.
- Documents and Forms:** Publish documents and forms for patient access. Includes a sub-section for Documents and Forms and an Add Documents and Forms button.





Questions



Thank You

