

# PACLogic™ HPMS

Joy Hohmann, BBA, CRC

Senior Systems Trainer

08/17/2022



# Agenda

Enrollments and Disenrollments

Immunizations

Exports

# HPMS Dashboard



# HPMS Dashboard

PACElogic™

(8) ▾

- Search
- Program <
- Encounter <
- Financial <
- Transportation <
- DME <
- Quality ▾
- Appeal
- CMS Audit
- Common Data Set
- Grievance
- HPMS
- Incident
- Service Request
- Reporting <

hpms dashboard
2nd Quarter - 2022 ▾ All ▾

**enrollment** details...

**total census:** 1004 as of 6/1/2022

	enrollments	disenrollments
<b>medicare:</b>	1	0
<b>dual:</b>	1	1
<b>medicaid:</b>	3	1
<b>private pay:</b>	0	0
<b>none:</b>	12	3
<b>total deaths:</b>	1	

**exports**

- Appeals
- ER Visits
- Grievances
- Falls Without Injury
- Medication Administration Errors (HPMS-reportable)
- Denials of Prospective Enrollees

download selected files...

**immunizations** details...

	pneumococcal	influenza
<b>enrolled:</b>	1005	
<b>eligible:</b>	113	
<b>received:</b>	2	Influenza counts are only reported from Oct 1 - March 31
<b>contraindicated:</b>	0	
<b>prior immunization:</b>	0	
<b>refused:</b>	1	
<b>vaccine unavailable:</b>	0	
<b>missed opportunity:</b>	110	
<b>had a reaction:</b>	1	

Copyright © 2022 Tabula Rasa HealthCare, Inc., All Rights Reserved. May not be used without permission. | NASDAQ – TRHC.

4

# Enrollment Section

## PACE Quality Monitoring and Reporting Guidance

### Incident

Enrollment data: Total number of participants enrolled in PACE and prospective enrollee denials during the reporting quarter

### Reporting thresholds

Data is collected at an organizational level until the last day of the quarter and includes

- Total enrollments
- Total new enrollments
- Enrollment denials (prospective enrollees)
- Total disenrollments (not including deaths)
- Total deaths

Note: Deaths should be reported as a “death” and not as a “disenrollment.”

#### hpms dashboard

##### enrollment

[details...](#)

total census: 1004 as of 6/1/2022

	enrollments	disenrollments
medicare:	1	0
dual:	1	1
medicaid:	3	1
private pay:	0	0
none:	12	3
total deaths:		1

# Immunizations

**immunizations**

[details...](#)

	pneumococcal	influenza
enrolled:	1005	
eligible:	113	
received:	2	Influenza counts are only reported from Oct 1 - March 31
contraindicated:	0	
prior immunization:	0	
refused:	1	
vaccine unavailable:	0	
missed opportunity:	110	
had a reaction:	1	



# Immunizations

- **Eligible:** Participants without a pneumonia vaccine on record or contraindicated
- **Received:** Eligible participants who received a pneumonia vaccine
- **Contraindicated:** Participants marked as contraindicated
- **Prior Immunization:** Participants who reported that they had received a pneumonia vaccine
- **Refused:** Participants who refused a pneumonia vaccine
- **Vaccine Unavailable:** Participants who did not get the vaccine because it was unavailable
- **Missed Opportunity:** Eligible participants without recorded vaccine status
- **Had a Reaction:** Participants who had a reaction to the vaccine

Immunization status is determined in each quarter

# Immunizations



**Influenza is only collected  
for immunizations reported  
during the first and fourth  
quarters**










# Exports

## exports

- Appeals
- ER Visits
- Grievances
- Falls Without Injury
- Medication Administration Errors (HPMS-reportable)
- Denials of Prospective Enrollees

download selected files...

-  identifiable
-  appeals04012022
-  denials04012022
-  ervisits04012022
-  grievance04012022
-  medErrors04012022
-  noInjuryFalls04012022

File folder

Text Document

Text Document

Text Document

Text Document

Text Document

Text Document

# Thank You

